


Read and write.



ACROSS









- 2 The first day of school
- 4 The day after Monday
- 7 The month with Christmas
- 8 The day before Thursday
- 9 No school today!

DOWN

- 1 The first month of the year
- 3 The day before Sunday
- 5 The day after Wednesday
- 6 The day before Saturday

1 My toys

Play a game.



1 My toys

Write the missing numbers. Then play Bingo.

1 one	2 two	three	4 four	5 five
6 six	7 seven	8 eight	nine	10 ten
11 eleven	twelve	13 thirteen	14 fourteen	15 fifteen
16 sixteen	17 seventeen	18 eighteen	nineteen	20 twenty
twenty-one	22 twenty-two	23 twenty-three	24 twenty-four	25 twenty-five
26 twenty-six	27 twenty-seven	28 twenty-eight	29 twenty-nine	thirty
31 thirty-one	32 thirty-two	33 thirty-three	thirty-four	35 thirty-five
36 thirty-six	thirty-seven	38 thirty-eight	39 thirty-nine	40 forty
forty-one	42 forty-two	43 forty-three	44 forty-four	45 forty-five
46 forty-six	47 forty-seven	48 forty-eight	49 forty-nine	fifty

1 My toys



Listen. Then write some sums for your friend.



	+ plus	- minus	= equals	
1	20	+	=	
2		+	=	
3		+	=	
4		-	=	
5		-	=	
6		-	=	



1 My toys

Cut and order.



1 My toys


Write *ch* or *sh*. Then cut and play.



__ ell

__ op

ri __



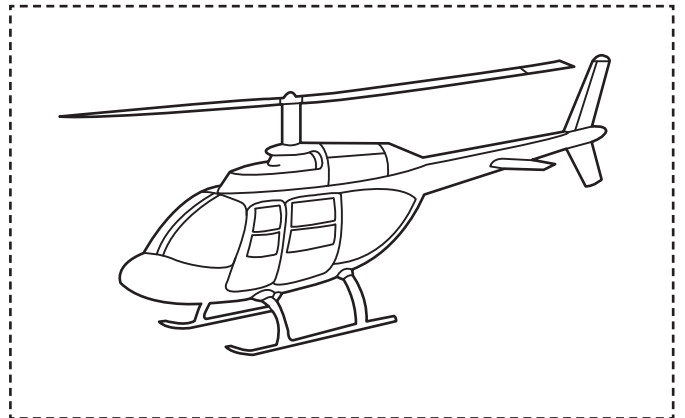
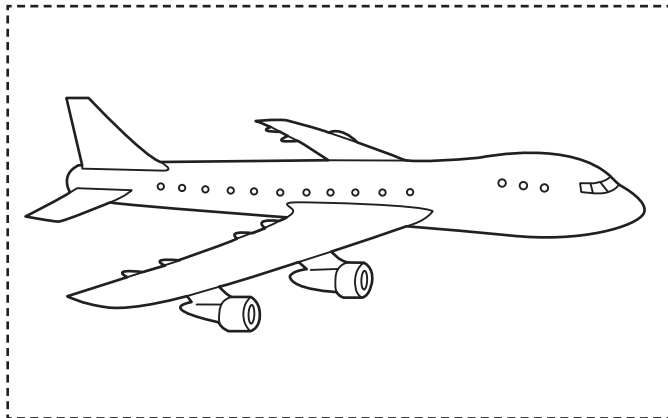



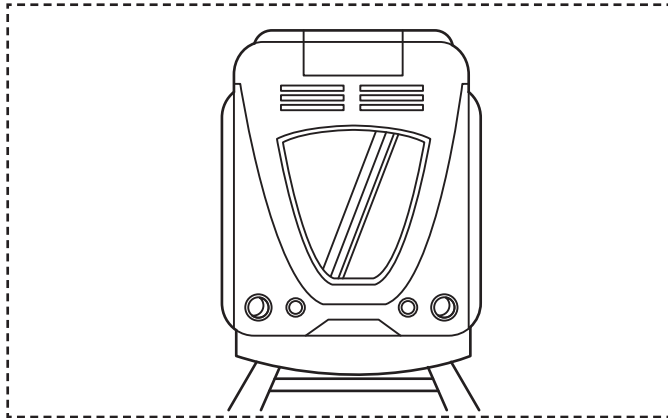


fi __

__ in

__ ip

1 My toys


Cut and play.



1 My toys


Travelling to school. Make a bar chart.

How do you go to school?




I go to school by bus.


Complete the family words. Then play a game.




s _ st _ r




gr _ nn _




gr _ nd _ d



_ ncl _



_ _ nt



c _ _ s _ ns



Cut and match. Then play.



house



flat



garden



attic



bedroom



bathroom




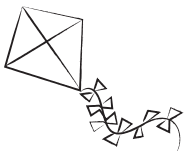
kitchen



living room



hall









Listen. Then find the differences and say.



2 My family

Cut and order.



Write *th*. Cut and match. Then play.



ba__

__is

__at



pa__

__ick

__in

Cut and match. Then write the names.

These are my grandparents.
My granddad's name is Tom.
My granny's name is Emily.

These are my parents.
My mum's name is Susan.
My dad's name is John.



This is my baby brother.
His name's Jack.
He's one year old!

And this is me!
My name is Sophie.
I'm eight years old.



Write a letter. Then send it to a friend!

Dear _____,

Hello! My name's _____.

I'm _____ years old.


I've got _____ brother/s and
_____ sister/s.

I live in _____. I live in a
_____. It's big/small.

I've got/I haven't got a garden.

I like _____ and
_____.

This is a picture of me!



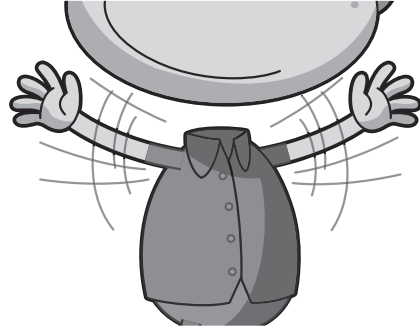

Write back soon!

From _____

3

Move your body

Mime and guess. Then cut and play.



3

Move your body

Mime and guess. Then cut and play.

Shake your body.	Nod your head.	Touch your toes.	Wave your arms.
Move your legs.	Point your fingers.	Stamp your feet.	Clap your hands.
Swim.	Climb.	Throw a ball.	Catch a ball.
Stand on your head.	Swing.	Do cartwheels.	Do the splits.



3

Move your body






Listen. Then play the game.

	1 Can you touch your toes?	2 Can you clap your hands?	3
	<div style="border: 1px solid black; padding: 5px;"> <p>KEY: Yes, I can = Move forward one square No, I can't = Go back one square</p> </div>		4 Can you stamp your feet?
8 Can you swim?	7 Can you do cartwheels?	6	5 Can you stand on your head?
9			
10 Can you wave your arms?	11 Can you catch a ball?	12	13 Can you nod your head?
			14
		16 Can you swing?	15

3

Move your body

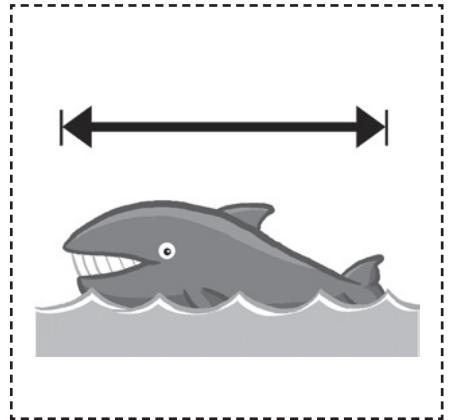
Cut and order.



3

Move your body

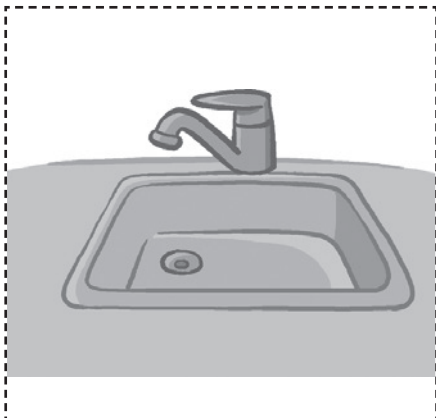
Write *ng* or *nk*. Cut and match. Then play.



tha__

si__

lo__



si__

ri__

i__

3

Move your body

Play *Do or say*.

	1	2	3	4	5	6
1	Clap your hands.	Stand up.	Miss a turn!	Ask a question: cartwheels	Jump!	Shake your head.
2	Wave your hands.	Stand on your head!	Stamp your feet.	You get three points.	Turn round.	You lose two points.
3	Miss a turn!	Ask a question: catch	Walk.	Swim!	Dance!	Push!
4	Point to your head.	Hop!	Pull!	Shake your body.	Kick your feet.	You get three points.
5	Move your toes.	Nod your head.	Point to your body.	Ask a question: throw	Climb.	Point to your fingers.
6	Move your legs.	Shake your feet.	Ask a question: splits	Run.	Sit down.	You lose two points.

Draw. Then circle and write.

This is _____.



He's/She's a _____.

He's/She's _____ years old.

He/She lives in _____.

He/She can _____ and

_____.

He/She likes _____ and


_____.

His/Her favourite _____ is

_____.

He's/She's great!


What's missing? Read and draw.




She's got big eyes and a small nose. She's got small ears. She's got a big mouth and long hair.



He's got short hair and big ears. He's got small eyes and a small nose. He's got a big mouth.



She's got long hair and a big nose. She's got small eyes and a small mouth. She's got big ears.



He's got a small nose and a big mouth. He's got big eyes and small ears. He's got short hair.

Write. Cut and match. Then play.



l _ n g



sh _ r t



c _ r l y



str _ _ g h t



d _ r k



bl _ n d



n _ _ t



m _ s s y



Listen. Then look and write.



house brother fine that name's children

1

Hello. My _____ Gretel.



2

This is my _____ .
His name's Hansel.

Hello.



3

What's _____ ?

It's a _____ .



4



Hello, _____ .
How are you?

We're _____ ,
thank you.



4 My face

Cut and order.




Write *ai* or *ee*. Cut and match. Then play.



f _ _ t

r _ _ n

sn _ _ l



sh _ _ p

t _ _ l

w _ _ k

Read and colour. Then cut and play.

blue

purple

red

green

orange

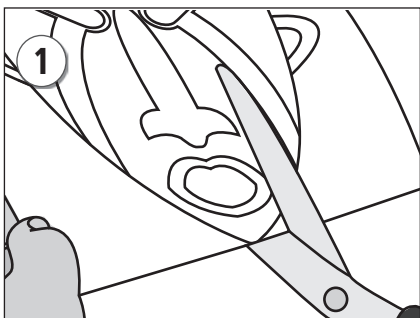
blue

pink

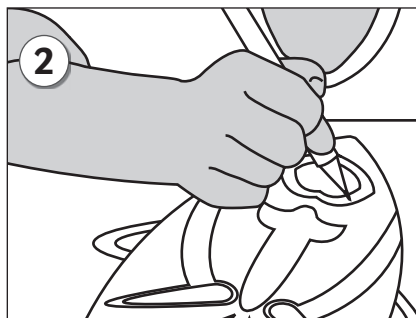
brown



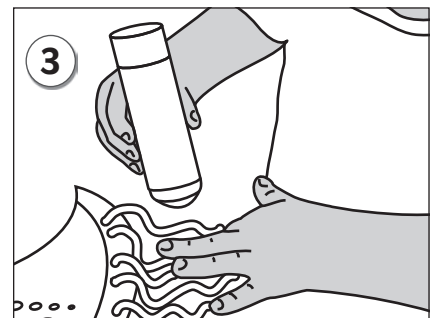
Make a mask.



Cut.




Colour.




Stick.


Write colour words. Then colour.




It's a _____ sheep.




It's a _____ goat.




It's a _____ cow.



It's a _____ horse.



They're _____ hens.



They're _____ turkeys.



They're _____ ducks.




They're _____ parrots.

Find and circle the words.



skunk



fox



bat

f	o	x	e	b	a	t	i
f	m	c	r	o	w	d	o
r	l	i	z	a	r	d	w
o	a	b	r	a	t	i	l
g	m	s	k	u	n	k	s



owl




frog



rat




crow







lizard




Listen. Then play the game.



Cut and order.



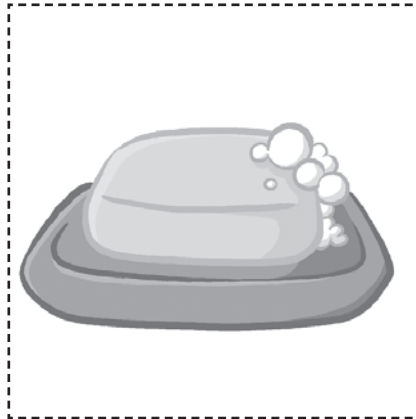
Write *oa* or *igh*. Cut and match. Then play.



b _ _ t

h _ _ _

g _ _ t



l _ _ _ t

s _ _ p

c _ _ t

Make animal factfiles.

My animal factfile

It's _____ .

It's got _____ .

It's _____ in the day.

It's _____ at night.

It's a _____ .

My friend's animal factfile

It's _____ .

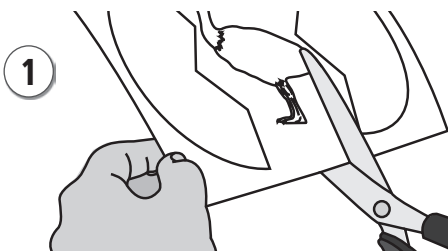

It's got _____ .

It's _____ in the day.

It's _____ at night.

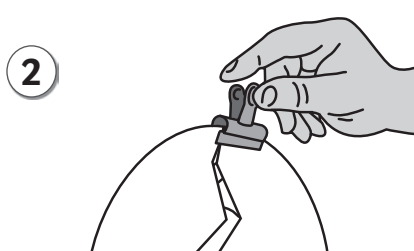
It's a _____ .

Make an ostrich egg and chick.



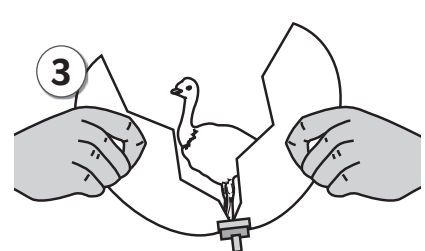
1

Cut.



2

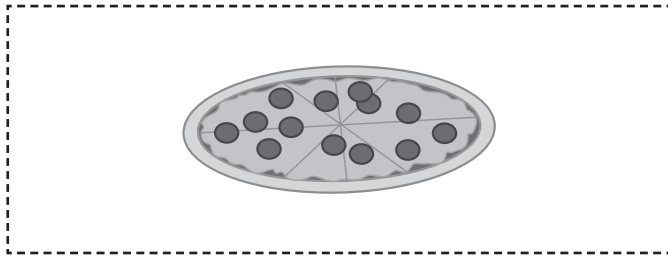
Join.




3

Play.

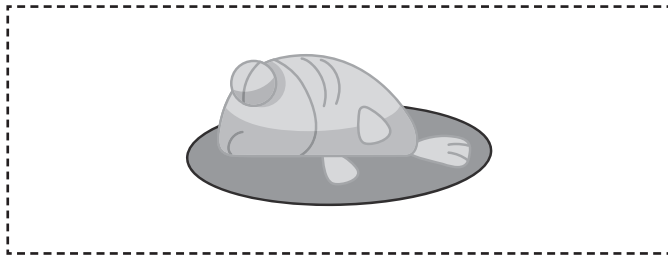
Complete. Then cut and play.



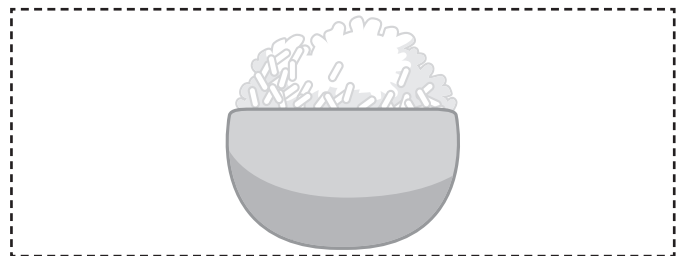
p _ z z _



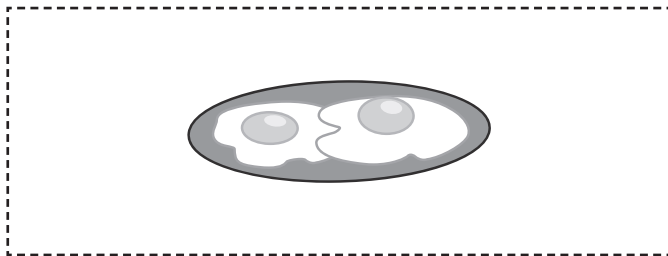
ch _ ck _ n




f _ sh



r _ c _



_ g g s



b _ r g _ r s



b _ n _ n _ s



_ p p l _ s

Complete. Then cut and play.




p _ n _ _ p p l _



c _ c _ n _ t



p _ s t _



s w _ _ t c _ r n



t _ _ s t



c _ r _ _ l



g r _ p _ s



b _ _ n s




p _ n c _ k _ s



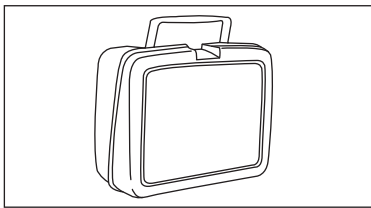




p _ t _ t _ _ s








Listen and draw four food items.
Then play meal-time bingo!







breakfast



lunch




dinner




6 Food

Cut and order.




Write oo. Cut and match. Then play.



m _ _ n

c _ _ k

z _ _



f _ _ t


b _ _ k

f _ _ d


Make a recipe card.

Egg fried rice

Recipe card




Cook some rice in a pan.



Cut some vegetables.



Fry the vegetables with the rice.



Mix an egg with the vegetables and rice.



Choose a country. Make a restaurant menu.

_____ 's Restaurant

For breakfast

For lunch

For dinner

1 _____

1 _____

1 _____

2 _____

2 _____

2 _____

3 _____

3 _____

3 _____

4 _____


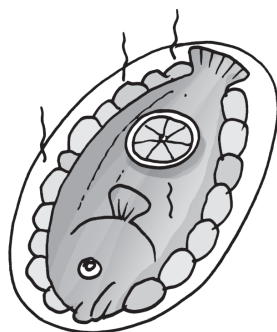
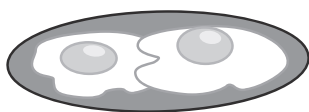
4 _____

4 _____

5 _____

5 _____

5 _____



Complete. Then cut and play.



T - sh _ rt




dr _ ss




s _ cks




sh _ _ s




sk _ rt



tr _ _ s _ rs




h _ t




j _ ck _ t

7 Clothes

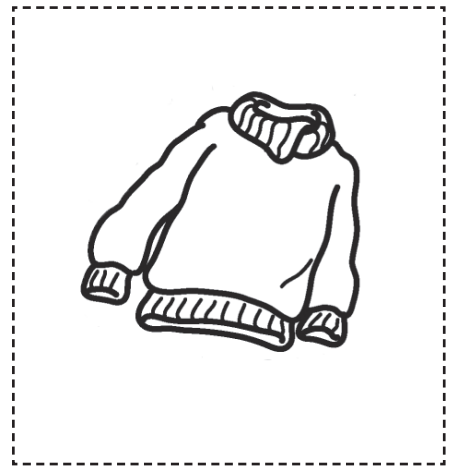
Cut and match. Then play.




sh _ rt



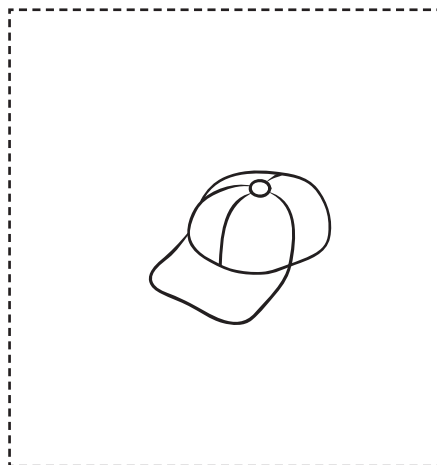
c _ _ t



j _ mp _ r



gl _ ss _ s



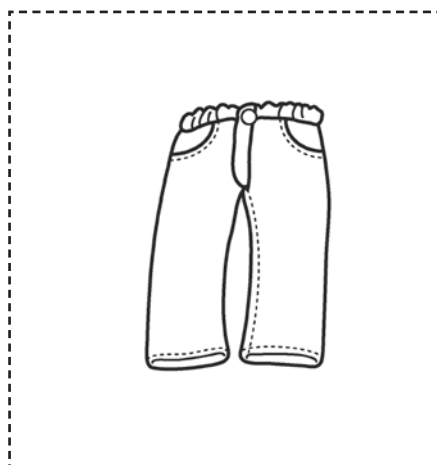
c _ p



b _ _ ts



pyj _ m _ s



j _ _ ns



tr _ _ n _ rs

7 Clothes

SONG



Listen. Then play a dice game.

Start

1 Put on ...

2 I'm wearing ...

3 ... red T-shirt

4 Put on ...

5 I'm wearing ...

6 I'm wearing ...

7 purple trainers

8 I'm wearing ...

9 I'm wearing ...

10 blue trousers


11 Take off ...

12 It's time for ...

Finish


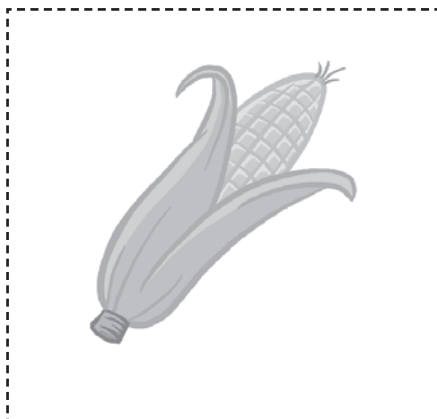

7 Clothes

Cut and order.



7 Clothes

Write *ar*, *ir*, or *ur*. Cut and match. Then play.



s h _ _ k

c _ _ n

g _ _ l



s _ _ f

c _ _

f _ _

7 Clothes

Look and draw. Then write.

1



I'm a _____ . I'm wearing

_____ .

2



I'm a _____ . I'm wearing

_____ .

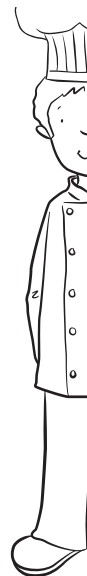
3



I'm a _____ . I'm wearing

_____ .

4



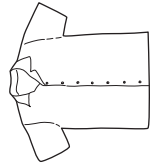

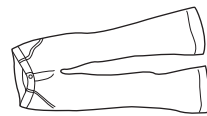
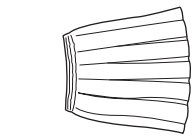
I'm a _____ . I'm wearing

_____ .

Read and circle. Then ask and answer.

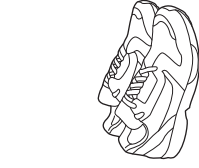
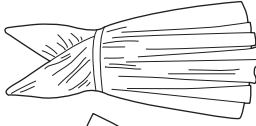
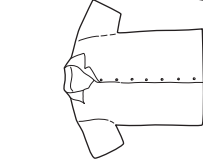
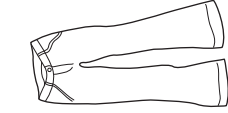
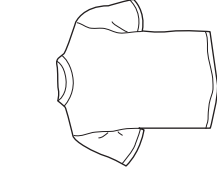
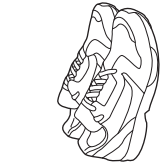
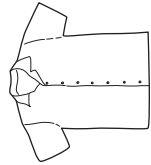

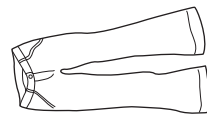
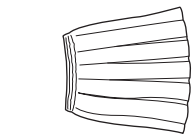
7 Clothes

① What do you wear for school?



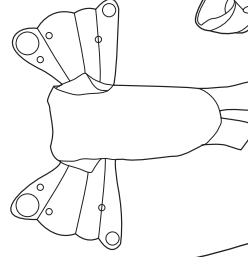
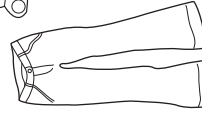
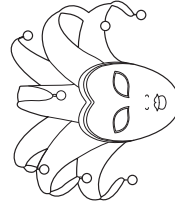
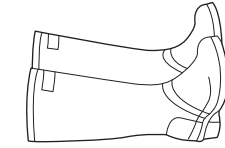
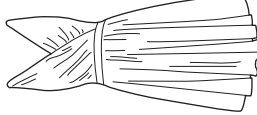
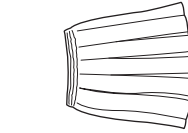
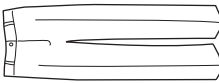
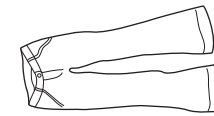

skirt jeans trousers shirt shoes trainers

② What do you wear on Saturdays?



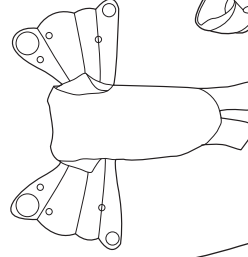
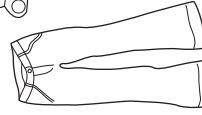
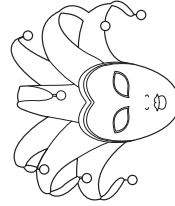
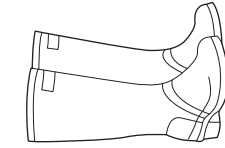
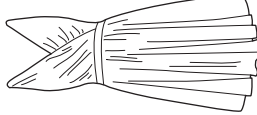
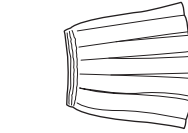
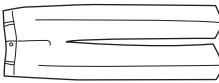
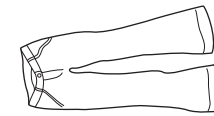

T-shirt jeans trousers shirt dress trainers

③ What do you wear to a birthday party?



T-shirt jeans trousers skirt dress boots

④ What do you wear for a festival?



mask trousers hat jeans costume shoes

Write. Then cut and play.



s _ n n y



w _ n d y



r _ _ n y



s n _ w y





cl _ _ d y



st _ r m y




Write. Cut and match. Then play.



r _ d _ a b _ k _

fly a k _ t _

m _ k _ a
s n _ w m _ n



g _ f _ r a w _ l k

r _ _ d a b _ _ k

t _ k _ a p h _ t _



Read and complete. Then sing the song!



like



cloudy

Sunday

ride



weather

day



8 Weather

Cut and order.




Write ow or oy. Cut and match. Then play.



b _ _

_ _ l

t _ _



c _ _

c _ _ b _ _

d _ _ n

Make a weather prediction.

	Prediction	Weather
Monday		
Tuesday		
Wednesday		
Thursday		
Friday		
Saturday		
Sunday		

Poptropica® English Islands 2 Photocopiable © Pearson Education Limited 2017

Make a weather chart for the year. Draw and write.

<p>January</p> <p>It's _____</p> <p>and _____.</p>		<p>February</p> <p>It's _____</p> <p>and _____.</p>	
<p>March</p> <p>It's _____</p> <p>and _____.</p>		<p>April</p> <p>It's _____</p> <p>and _____.</p>	
<p>May</p> <p>It's _____</p> <p>and _____.</p>		<p>June</p> <p>It's _____</p> <p>and _____.</p>	
<p>July</p> <p>It's _____</p> <p>and _____.</p>		<p>August</p> <p>It's _____</p> <p>and _____.</p>	
<p>September</p> <p>It's _____</p> <p>and _____.</p>		<p>October</p> <p>It's _____</p> <p>and _____.</p>	
<p>November</p> <p>It's _____</p> <p>and _____.</p>		<p>December</p> <p>It's _____</p> <p>and _____.</p>	

Make a certificate.



Tropical Island





Place your
photo here

My English Language portfolio

Name: _____

Age: _____

Class: _____

School: _____

Teacher: _____

Dear Parents:

Welcome to *Poptropica® English Islands 2*! This year your child will enjoy different experiences with a new group of characters (Charlie, Rose, Ola and Uncle Dan) and will become familiar with different topics, expressions and vocabulary in English.

The course material is based around the characters, with stories, songs, games and projects to immerse your child in activities in English. With the Online World as well as teachers' digital resources, colourful posters, cards and games for the classroom, your child will have an enjoyable experience of learning through play.

You can see the contents of the whole course on pages 4–5 of the Pupil's Book.


In this unit / term / course children will learn:

Have fun!


The teacher




Make and play.




Make a Christmas present.



Make a bunny puppet.



Make a sandcastle.



Pearson Education Limited

Edinburgh Gate
Harlow
Essex CM20 2JE
England
and Associated Companies throughout the world.

Poptropica® English Islands

© Pearson Education Limited 2017

Editorial and project management by hyphen

All rights reserved; no part of this publication may be reproduced, stored in a retrieval system, or transmitted in any form or by any means, electronic, mechanical, photocopying, recording, or otherwise without the prior written permission of the Publishers.

First published 2017

ISBN: 9781292198248

PUPIL'S BOOK

Acknowledgements: The publisher would like to thank Linnette Ansel Erocak, Tessa Lochowski, Laura Miller and José Luis Morales, Steve Elsworth, and Jim Rose for their contributions to this edition.

Illustrators: Humberto Blanco (Sylvie Poggio Artists Agency), Anja Boretzki (Good Illustration), Scott Burroughs (Deborah Wolfe Ltd), Eva Byrne (The Bright Agency), Adam Clay, Lee Cosgrove, Leo Cultura, Joelle Dreidemy (The Bright Agency), Tom Heard (The Bright Agency), Marek Jagucki, Sue King (Plum Pudding Illustration), Daniel Limon (Beehive Illustration), Stephanine Lau, Katie McDee, Bill McGuire (Shannon Associates), Jim Peacock (Beehive Illustration), Baz Rowell (Beehive Illustration), Mark Ruffle, Jackie Stafford, Olimpia Wong, Teddy Wong and Yam Wai Lun

Picture Credits: The publisher would like to thank the following for their kind permission to reproduce their photographs: (Key: b-bottom; c-centre; l-left; r-right; t-top) **123RF.com:** 36/1, 90/7, 121 (cat), Joseph Belanger 72/B4, Jacek Chabraszewski 331, isselee 121 (goat), Sergey Novikov 90/2, Graham Oliver 90/5, petervick167 121 (owl), Iryna Prachenko 72/B2, Brad Wynnyk 36/3; **Alamy Stock Photo:** Blue Jean Images 85 (b), Mia Caruana 84/1, Dinodia Photos 19 (d), Friedrichsmeier 63r, Janine Wiedell Photolibrary 84/3, Prisma Bildagentur AG 95 (d), Red Images, LLC 19 (e), Stock Connection Blue 95 (c), The Art Archive 51 (d), Peter Titmuss 19 (b), Olga Volodina 30cr; **Comstock Images:** 123/7; **Fotolia.com:** 2xSamara.com 36/4, africa 51 (b), Africa Studio 68 (i), 72/A1, 72/A2, 72/A3, Andrey_Arkusha 29t, 46/1, ARochau 90/4, Tony Baggett 24/1, Arvind Balaraman 19/2, barkstudio 68 (j), Bernad 40 (e), Buriy 68 (b), 123/5, Yanik Chauvin 62/5, chrisharvey 24/2, Gennaro Coretti 36/6, demidoff 80/2, Mehmet Dilsiz 86/2, Joerg Dirmeits 36/2, erichon 72/B3, Daria Filiminova 28 (baby), FomaA 73 (c), fotofac 76l, Fotolyse 50bc, Gelpi 19/4, gpalmer 73/3, Scott Griessel 86/1, Mat Hayward 36/8, David Hughes 24/3, indigolotos 123/3, iodrakon 84/2, Laurentiu Iordache 30r, jamiehall 121 (fox), kharhan 51 (a), Robert Kneschke 41 (c), Iculig 80/6, Liaurinko 80/7, Pavel Losevsky 40 (c), Malsveta 72/B1, micromonkey 95 (b), millaf 19/1, Monkey Business 19/3, 19/5, 30l, monticellllo 68 (g), 123/4, Morenovel 19 (c), Natika 68 (e), 74/3, 74/4, pikselstock 90/8, purplecat 19 (a), Rawpixel.com 95 (a), Rob 28 (children), Roen 72/A4, soupstock 36/5, spaxiax 68 (f), 74/5, 123/10, Patrik Stedrak 62/3, SUDIO 1ONE 46/3, Tanja 46/6, thomasdazard 51 (c), underworld 62 (moon), Valentina R. 72b, verkoka 47cr, vitals 50bl, Valua Vitaly 46/5, vladakela 80/9, WavebreakmediaMicro 47bl, wazymodo 84/4, wckiw 73/1, Wisky 47cl, xixinxing 46/8, ztougas 62/1; **Getty Images:** pjimalsbury 63l, 63cl, Westend61 29 (b); John Foxx Collection: Imagestate 62/6; **Pearson Education Ltd:** Studio 8 40 (h), Trevor Clifford 10l, 10r, 15l, 18, 21, 40 (a), 43tl, 46/2, 50tl, 50tc, 50tr, 50cl, 50cr, 52, 76r, 87t, 87b, 105t, 105b, 106, Miguel Dominguez Muñoz 47tr, Jules Selmes 40 (d), 40 (g), Rafal Trubisz, Marcin Rosinski, Pearson Central Europe SP. Z.O.O. 11, Tudor Photography 90/1, Ian Wedgewood 63cr; **Shutterstock.com:** Hintau Aliaksei 58 (c), Artazum and Iriana Shiyani 24/7, 25l, Blend Images 41 (b), Ana Bokan 33cl, bonchan 73 (b), Andriy Bondarev 24/4, 25cl, Nina Buday 33cr, Jacek Chabraszewski 40 (b), Coprid 80/5, Paul Cowan 73 (a), Alexander Dashewsky 68 (d), Michiel de Wit 121 (frog), Sanjay Deva 86/4, Elenamiv 62 (sun), Elnur 80/8, espies 41t, Sonya Etchison 29 (a), Mandy Godbehear 36/7, Goodluz 28 (parents), 33r, gorillaimages 43br, Hallgerd 40 (f), iodrakon 47br, Eric Isselee 58 (b), 58 (e), 58 (f), 58 (g), 121 (cow), 121 (sheep), Levent Konuk 85 (c), Ivan Kuzmin 62/4, 121 (bat), Oksana Kuzmina 30cl, Erik Lam 121 (dog), Rob Marmion 29 (c), Lorelyn Medina 46/4, Monkey Business Images 90/3, 90/6, 94/3, Juriah Mosin 43bl, MShev 43tr, Maks Narodenko 123/9, Nattika 123/1, Olga Nayashkova 123/2, Noraluca013 68 (c), 74/2, panbazil 121 (duck), Claudia Paulussen 94/2, Peppersmint 94/1, Phase4Studios 24/6, 25r, photolinc 58 (h), Styve Reineck 94/4, Room27 24/5, 25cr, Rowena 121 (horse), Mikhail Rulkov 50br, shooarts 80/1, Shout It Out Design 62/2, Angel Simon 58 (d), Tomas Skopal 24/8, Becky

Stares 121 (hen), Alex Staroseltsev 68 (a), 123/6, StockLite 33c, Magdalena Szachowska 43bc, Dmytro Vietrov 85 (a), Kirsanov Valeriy Vladimirovich 58 (a), Valentyn Volkov 68 (h), 74/1, 123/8, Becky Wass 41 (a), wavebreakmedia 41 (d), Chamille White 80/3, Tracy Whiteside 15r, 86/3, Rob Wilson 80/4, ZouZou 46/7, 73/2; Stockdisc: 28 (grandparents)

ACTIVITY BOOK

Acknowledgements: The publisher would like to thank Linnette Ansel Erocak, Tessa Lochowski, Laura Miller and José Luis Morales, Steve Elsworth, and Jim Rose for their contributions to this edition.

Illustrators: Chan Sui Fai, Adam Clay, Moreno Chiacchiera (Beehive Illustration), Tom Heard (The Bright Agency), Andrew Hennessey, Marek Jagucki, Sue King (Plum Pudding Illustration), Stephanine Lau, Katie McDee, Bill McGuire (Shannon Associates), Jackie Stafford, Olimpia Wong and Yam Wai Lun

Picture Credits: The publisher would like to thank the following for their kind permission to reproduce their photographs: (Key: b-bottom; c-centre; l-left; r-right; t-top) **123RF.com:** 106 (nod), 108 (hen), 109 (pizza), 109 (rice), Jacek Chabraszewski 106 (wave), Jose Manuel Gelpi Diaz 106 (point), David Franklin 110 (hat), isselee 108 (goat), nrey 108 (duck); **Alamy Stock Photo:** MIXA 106 (stamp feet); **Fotolia.com:** Robert Kneschke 35cr; **Pearson Education Ltd:** Studio 8 104 (car), 106 (move legs), Trevor Clifford 106 (clap), Rafal Trubisz 104 (doll), 106 (shake); **Shutterstock.com:** Ilya Akinshin 104 (kite), AM-STUDI0 104 (teddy bear), Blend Images 35r, Nikolay Dimitrov - ecobo 104 (train), Christopher Elwell 108 (turkey), hamurishi 104 (bike), Eric Isselee 108 (cow), 108 (horse), 108 (sheep), Karkas 110 (jacket), 110 (shoes), 110 (skirt), MShev 106 (touch toes), Maks Narodenko 109 (apples), 109 (bananas), Nattika 109 (eggs), Olga Nayashkova 109 (salad), Nitr 109 (burger), Richard Peterson 104 (ball), Olga Popova 110 (socks), pzAxe 110 (dress), sevenke 110 (T-shirt), Roman Sigaev 110 (trousers), tetxu 109 (fish), Dani Vincek 109 (chicken), Becky Wass 35l, wavebreakmedia 35cl, Mark Yuill 104 (boat)

TEST BOOKLET

Acknowledgements: The publisher would like to thank Kerry Powell and Katie Foufouti for their contributions to this edition.

Illustrators: Chan Sui Fai, Adam Clay, Moreno Chiacchiera (Beehive Illustration), Tom Heard (The Bright Agency), Andrew Hennessey, Marek Jagucki, Sue King (Plum Pudding Illustration), Stephanine Lau, Katie McDee, Bill McGuire (Shannon Associates), Jackie Stafford, Olimpia Wong and Yam Wai Lun.

PHOTOCOPIABLES

Acknowledgements: The publisher would like to thank Linnette Ansel Erocak, Steve Elsworth, Tessa Lochowski, Susannah Malpas, Laura Miller, José Luis Morales, Catherine Prentice and Jim Rose for their contributions to this edition.

Illustrators: Humberto Blanco (Sylvie Poggio Artists Agency), Anja Boretzki (Good Illustration), Scott Burroughs (Deborah Wolfe Ltd), Eva Byrne (The Bright Agency), Chan Sui Fai, Adam Clay, Moreno Chiacchiera (Beehive Illustration), Lee Cosgrove, Leo Cultura, Joelle Dreidemy (The Bright Agency), Tom Heard (The Bright Agency), Andrew Hennessey, Marek Jagucki, Sue King (Plum Pudding Illustration), Daniel Limon (Beehive Illustration), Stephanine Lau, Katie McDee, Bill McGuire (Shannon Associates), Jim Peacock (Beehive Illustration), Baz Rowell (Beehive Illustration), Mark Ruffle, Jackie Stafford, Olimpia Wong, Teddy Wong, Yam Wai Lun and HL Studios

Picture Credits: The publisher would like to thank the following for their kind permission to reproduce their photographs: **Fotolia.com:** Aleksandr Bryliaev, candan; PhotoDisc; **Shutterstock.com:** Hintau Aliaksei, Boris15, cs333, Lukas Gojda, Eric Isselee, Le Do, Svetlana Lukienko, Olga Nayashkova, Pakhnyushchy, Alex Staroseltsev, Julia Tsokur, Kirsanov Valeriy Vladimirovich, pxpel

POSTERS

Illustrators: Moreno Chiacchiera (Beehive Illustration), Leo Cultura, Marek Jagucki, Simone Massonie (Advocate Art), Bill McGuire (Shannon Associates), Ken Mok and HL Studios

Picture Credits: The publisher would like to thank the following for their kind permission to reproduce their photographs: **123RF.com:** Blaj Gabriel, feverpitched, Ian Allenden, Waroot Tangtumsatid; **Fotolia.com:** Kzenon, Tyler Olson, wazymodo; **Pearson Education Ltd:** Trevor Clifford; **Shutterstock.com:** Anna Grigorjeva, Lev Savitskiy, Yuriy Kulik; Sozajiten

All other images © Pearson Education

Every effort has been made to trace the copyright holders and we apologize in advance for any unintentional omissions. We would be pleased to insert the appropriate acknowledgement in any subsequent edition of this publication.